



FAMILY SUPPORT SERVICES PROGRAM (FSSP)

Annual Report

Fiscal Years 2020 & 2021

PLAN FOR FY21

Accessing Funds

- Enrolled families can access the Direct Services funds (payment directly to family or pay provider). Emergency funds are available to both active FSSP families and those eligible for FSSP and can be accessed once per fiscal year. Amount of funds received through Direct Service and Emergency funds are based on MIN scores as follows:
 - Low MIN (0-19): \$3,000
 - Medium MIN (20-39): \$4,000
 - High MIN (40+): \$5,000
- Funds to be used towards FSSP Direct Service funds & FSSP Emergency Funds: \$809,504.02
- Funds to be used towards FSSP Program Expense (supports for multiple families both Active FSSP and Wait List): \$400,000

Outreach & Public Awareness

- Virtual Resource Fair
- Information on Developmental Pathways' website (www.dpcolo.org)
- Events advertised on Facebook
- Information on events and programs distributed through our electronic newsletter that reaches over 7,000 people

Special Projects

- Parent's Night Out events
- Resource Navigator role
- Projects and Events Coordinator role
- Partnerships with various service agencies in community (i.e. swimming, therapeutic rec, group therapies, music therapy, Spanish-speaking support group)

Goals

Service Expansion

- Identify more virtual service opportunities for our families

Balance caseloads

- Manage workloads better
- Create more time to connect with families and fully understand all needs

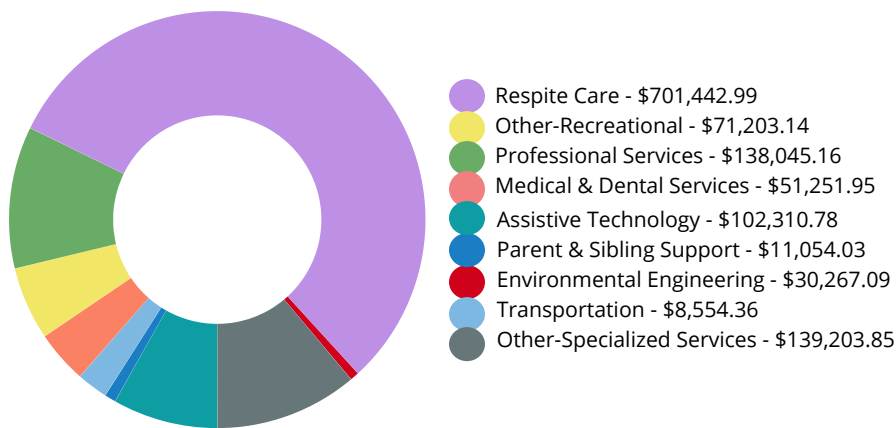




FY20 REPORT

Expenditures by Service Category

TOTAL: \$1,253,333.35



473

INDIVIDUALS
SERVED

152

NEW INDIVIDUALS
PLACED ON
FSSP WAITING
LIST



Program Evaluation Outcomes

Click the icon to see FSSP
satisfaction survey results for FY20

Program Expenses Explained

- **Total number of families that utilized services under the Program Expense category:** 1,396
- **Specific services provided in the Program Expense category:**
 - Respite partnerships and camps, group speech therapy, music classes, guardianship workshops, swim classes, Spanish-speaking support groups, social skills groups, school readiness programs, hippotherapy, rideshare education, recreation programs, yoga classes, Star Institute online classes, Autism Community Store Boredom Buster Kits.
- **How services enhanced the lives of families:**
 - Families have additional program options to explore with their children.
 - Through some of our community partnerships, we provided a more cost-effective service delivery for families.
 - Families also benefit from educational programs, such as Guardianship seminars.
 - Families continue to provide positive feedback regarding the additional program options offered.
- **Total number of staff, staff costs, and other costs associated with the Program Expense category:**
 - The Program Expense service category covers two staff positions:
 - Our **Resource Navigator** works to give hands-on assistance with resources in the community, apply for additional support, and provide training on Medicaid and private insurance.
 - Our **Projects and Events Coordinator** organizes partnerships with program offerings and develops the DP eNewsletter, which provides information about community resources.
 - These two staff expenses total: \$100,867.20.
 - The other costs for all Program Expense activities and partnerships total is \$308,265.




Signatures of FSSP Council Members, FSSP Coordinator & CCB Executive Director




Lesa Stellke | FS Council Co-Chair



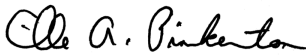
Sandy Polizzotto | FS Council Co-Chair



Ryan Polizzotto | FS Council Member




Jill Accame | FS Council Member



Camille Pinkerton | FS Council Member




Serena Akinahew | FS Council Member



Laura Ayres | FS Council Member



Cg La Scala | FS Council Member



Jenny Skinner | FSSP Coordinator



Matt VanAuken | CCB Executive Director